



2024 SPA FRANCORCHAMPS EVENT

25 to 28 July 2024

From	The FIA Formula 2 Race Director	Document	39
To	All Teams, All Officials	Date	26 July 2024
		Time	20:15

Title	F2 Spa Event Notes v3
Description	F2 Spa Event Notes v3
Enclosed	2024 SPA Event Notes V3.pdf

Rui Marques

The FIA Formula 2 Race Director



From: The FIA Formula 2 Race Director

Document: 39

To: FIA Formula 2 Teams and Officials / The Stewards

Date: 26 July 2024

Time: 20:15

General Instructions (V3) **(changes in light blue)**

1. Pit lane map

- 1.1. Safety Car lines.
- 1.2. The location of the pit entry and the pit exit.
- 1.3. Designated garage areas.
- 1.4. Safety Car position for first lap and rest of race.
- 1.5. Blue flag marshal at the pit exit.
- 1.6. Track light panels displaying pit entry status.
- 1.7. Pit Stop Position.

2. Pirelli Event Preview.

- 2.1. With reference to Article 10.4.3 e) of the Technical Regulations see the attached document provided by the official tyre supplier.

3. Pre & Post Session / Race Procedure from support paddock to F1 pit lane

- 3.1. During the practice sessions, for the transfer procedures from the endurance pit lane to the F1 pit lane, only the set of installation tyres detailed in Article 24.1 of the Sporting Regulations can be used.
- 3.2. **For both races, cars will be allowed to travel from the endurance pit lane to the F1 pit lane on marked tyres.**
- 3.3. A detailed description and further information of this procedure (pit Lane order and timing) are described in the attached document – F2 Event Procedures V2.

4. Tyre Schedule

- 4.1. Refer to attached document – F2 Tyre Schedule.

5. Track light panels.

- 5.1. The FIA track light panels have been installed in the positions shown on the circuit map. In accordance with Appendix H to the ISC the light signals have the same meaning as flag signals.

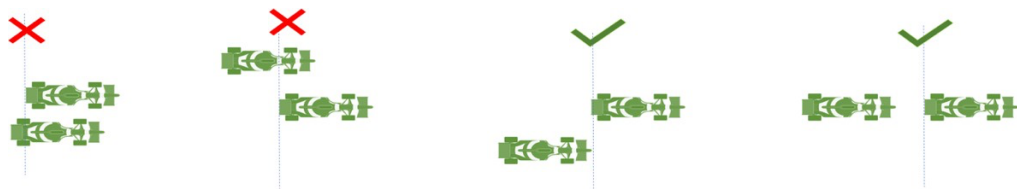
6. Drivers leaving their pit stop position in the pit lane.

- 6.1. For safety reasons, during practice and qualifying drivers must not do burn outs from their pit stop position, for the avoidance of doubt this also applies when the pit exit is open for reconnaissance laps.
- 6.2. It is not permitted to do burn outs or clutch bite points checks in the paddock, support pit lane, garage areas and in the pit lane at any time during the Event.
- 6.3. For reasons of safety, any driver released from their pit stop position must move to the fast lane as quickly as possible, drivers must not drive side by side with another car.
- 6.4. For reasons of safety and sporting equity, drivers must not drive through other team's pit bay after being released from their pit stop position.
- 6.5. No wheel nuts must be left on the ground at all times.

7. Fuel pressure release in parc fermé.

- 7.1. For safety reasons, teams are authorised to appoint one person specifically in order to release the pressure inside the fuel cell when the cars return after each session. In addition, teams are authorised to attach fans to the car in the parc fermé.

-
- 7.2. When the cars are in the parc fermé, this person must request prior authorisation from the FIA Technical Delegate on site and is only authorized to perform the action specified above.
- 7.3. This person will not count as far as Article 21.5 of the FIA F2 Sporting Regulations is concerned (team personnel limitation).
- 8. Observing yellow flags during free practice and qualifying.**
- 8.1. Single waved: Drivers should reduce their speed and be prepared to change direction. It must be clear that a driver has reduced speed and, in order for this to be clear, a driver would be expected to have braked earlier and/or discernibly reduced speed in the relevant marshalling sector.
- 8.2. Double waved: Any driver passing through a double waved yellow marshalling sector must reduce speed significantly and be prepared to change direction or stop. In order for the stewards to be satisfied that any such driver has complied with these requirements it must be clear that the driver has not attempted to set a meaningful lap time. Furthermore, during free practice and qualifying, any drivers in a double yellow sector will have that lap time cancelled.
- 8.3. Double Waved during VSC or SC: Any driver passing through a double waved yellow marshalling sector, in addition to the requirement in 8.2 above, must remain positive of the delta time in the sector concerned.
- 9. Lapping during the race.**
- 9.1. The ISC requires drivers who are caught by another car about to lap him to allow the faster driver past at the first available opportunity. The F1 Marshalling System has been developed in order to ensure that the point at which a driver is shown blue flags is consistent, rather than trusting the ability of marshals to identify situations that require blue flags.
- 9.2. The system will be set to give a pre-warning when the faster car is within 3.0s of the car about to be lapped, this should be used by the team of the slower car to warn their driver he is soon going to be lapped and that allowing the faster car through should be considered a priority. When the faster car is within 1.2s of the car about to be lapped blue flags will be shown to the slower car (in addition to blue light panels, blue cockpit lights and a message on the timing monitors) and the driver must allow the following driver to overtake at the first available opportunity.
- 9.3. It should be noted that the aim of using F1MS is to ensure consistent application of the rules, additional instructions may also be given by race control when necessary.
- 10. Safety Car Procedure / End of VSC period**
- 10.1. Art. 40.13 (...) In order to avoid the likelihood of accidents before the safety car returns to the pits, from the point at which the lights on the car are turned out drivers must proceed at a pace which involves no erratic acceleration or braking nor any manoeuvre which is likely to endanger other drivers or impede the restart (...)
- 10.2. At the end of each VSC procedure, Drivers must follow their delta time until the “VSC” on the FIA Light panels have changed to green.
- 10.3. The positioning of the cars in both procedures (Safety Car and VSC) must comply with the below drawing:



- 10.4. To reduce the risk of an incident at the restart, weaving is not permitted from the entrance of Turn 18 until the driver passes the line.
- 10.5. The safety car may be instructed to use another track versions (for example the T9 motorbike version as in the picture below).



11. Qualifying

- 11.1. In accordance with the F2 Sporting Regulations Article 31.6, drivers must keep off racing line, keeping to a single file. When drivers are on the racing line, they must ensure they are travelling at a speed sufficient to not impede any drivers on a fast lap or anyone starting their fast lap.

12. Teams Guests

- 12.1. Teams are reminded that guests are included in the category of participants as defined in Article 20 of the International Sporting Code. At the same time, Article 9.15 from the International Sporting Code states that the competitor is responsible for all acts or omissions on the part of any person to whom the competitor has allowed access to the reserved area. The pit lane and the grid are reserved areas.

Event Specific Instructions

13. Changes to the circuit.

- New asphalt from exit Turn 17 until entry Turn 2 including the fast lane in the Formula 1 pit lane.
- New asphalt from exit Turn 4 until entry Turn 8.
- New asphalt from entry Turn 14 until exit Turn 15.
- New gate installed between Turn 1 and Turn 2 on LHS.
- Drainage improved between Turn 2 and Turn 3 on LHS in the run-off.
- Drainage improved in Turn 9.
- New combination kerb installed in Turn 9 on LHS.
- New opening installed in Turn 16 on RHS.
- Guardrail replaced with concrete walls and FIA fence in front of MP4C for 100m.
- Guardrail replaced with concrete walls and FIA fence in front of MP5 for 120m.
- Guardrail replaced with concrete walls and FIA fence in front of MP7B for 100m.
- Guardrail replaced with concrete walls and FIA fence in front of MP13 for 100m.
- Guardrail replaced with concrete walls and FIA fence in front of MP14 for 210m.
- Guardrail replaced with concrete walls and FIA fence in front of MP15 for 450m.
- New concrete wall at entry Turn 12 on LHS.
- The white line in Turn 1 on LHS has been moved further to the left to reduce the distance between the white line and the end of the kerb.
- The white line in Turn 7 on LHS has been moved further to the left to reduce the distance between the white line and the end of the kerb.
- The white line in Turn 9 on RHS has been moved further to the right to reduce the distance between the white line and the end of the kerb.
- The white line in Turn 13 on RHS has been moved further to the right to reduce the distance between the white line and the end of the kerb.
- The white line in Turn 14 on LHS has been moved further to the left to reduce the distance between the white line and the end of the kerb.
- The white line in Turn 15 on LHS has been moved further to the left to reduce the distance between the white line and the end of the kerb.

14. Pit Lane

14.1. The pit lane speed limit is 60 km/h for the entire event.

15. Pit lane Barriers.

15.1. F1 Teams have been instructed to ensure their barriers are no more than 3 meters from the garages.

16. DRS

16.1. DRS Detection will be automatically disabled in each individual zone if any of the light panels in that zone are displaying yellow. The zones and corresponding light panels are as follows:

- a) DRS Activation 1: Panels 5, 6, 7.
- b) DRS Activation 2: Panels 21, 1, 2.

17. Practice starts

17.1. Practice starts may be carried out on the RHS of the pit exit road after Turn 1 and before SC2 line. During this time any driver passing a car which has stopped to carry out a practice start may cross the white line referred to in article 18 below.



17.2. Practice starts may also be carried out on the F1 grid track at the end of free practice session. Any car on the track when the chequered flag is shown may then complete another lap and, instead of entering the pits, proceed to the grid and carry out a practice start.

17.3. Cars who are not doing practice start on the F1 grid must leave the track on the right at the exit of Turn 1 to enter the endurance pit lane immediately after chequered flag.

17.4. All drivers carrying out a practice start on the F1 grid must do so by pulling as far forward on the grid as possible and, if necessary, should wait for others to carry out a start before getting to a grid position further forward. Under no circumstances should a driver make a practice start if another car is still stationary in front of him on the same side of the grid.

17.5. If any driver appears to be disregarding any of the above a red flag will be displayed and the possibility to carry out any further starts will be immediately terminated.

17.6. After making the practice start, all cars must enter the endurance pitlane immediately. Pit exit light will turn green for the cars in the F1 pit lane to proceed to the endurance pitlane.

17.7. For reasons of safety and sporting equity, cars may not stop in the fast lane at any time the pit exit is open without a justifiable reason.

18. Lines or bollards at the Pit Entry and Pit Exit.

18.1. In accordance with Chapter 4, Article 4 and 6 of Appendix L to the ISC drivers must follow the procedures at pit entry and pit exit.

18.2. For safety reasons, overtaking is not allowed at the pit entry road after crossing Safety Car Line 1, unless in exceptional circumstances e.g., a slow car with an obvious mechanical problem.

18.3. For safety reasons drivers must keep to the right of the bollard at the pit entry when they are entering the pits.




19. Reconnaissance Lap

- 19.1. Cars will do a lap going straight to the grid once pit exit is open during the starting procedure of both races. For the avoidance of doubt, cars are not permitted to do more than 1 reconnaissance lap.

20. Track Limits.

- 20.1. In accordance with the provisions of Article 27.3, the white lines define the track edges. During Free Practice, Qualifying and the Races, each time a driver fails to negotiate with the track limits, this will result in that lap time being invalidated by the Stewards. Additionally, each time a driver exceeds the track limit at turn 19, the Stewards will invalidate that lap time and the immediate following lap time.
- 20.2. The fourth and following offences will be reported to the Stewards, regardless of having displayed the warning flag to the driver beforehand.
- 20.3. Escape road at turn 5
If a driver overshoots the corner at turn 5, there is a small road along the front of the tyre barrier which leads back onto the track at turn 7. Please ensure you use this when necessary and then re-join the track in a safe manner without gaining a lasting advantage.



21. Fire extinguishers around the circuit.

- 21.1. Indicated by white boards with a red fire extinguisher image attached to the debris fences and barriers.

22. Places to remove cars from the track.

- 22.1. Indicated fluorescent orange panels/paintings on the barriers.

23. Removing cars from the grid.

- 23.1. Cars may be removed through the gate in the pit wall adjacent to grid position 1.

24. Car number light panels for the start

- 24.1. On the left-hand side of the grid.



SPA-FRANCORCHAMPS EVENT

25 – 28 July 2024



25. Suspending a Race.

25.1. In case of a race suspension, cars will be stopped in the fast lane of the pits in front of the pit exit lights.

26. General – End of races

26.1. The three podium cars must not be overtaken and stay in front of the field to stop at the podium area in the pit lane. They will be under parc fermé conditions. For more information, please refer to the upcoming Race Director Communication.

27. Operational Staff - Clarification

27.1. Article 22.12 For the avoidance of doubt, only Operational Staff members (all of whom shall be wearing pit wall identification and an armband as described in article 21.5) are allowed on the pit wall during practice sessions and the races.

Team Principals (already considered as Non-Operational by the Sporting Regulations) and Team Owners will be exempted from this rule.

No other team personnel are allowed on the pit wall.

Rui Marques
Race Director
FIA Formula 2 Championship



Paddock departures and Return – Trolleys and Cars (V2)

Departure from Support Pit Lane

Teams have been allocated in the correct order for entry into the F1 pit lane, so please keep to this order for each transfer:

1. Rodin Carlin	7. Campos Racing
2. DAMS Lucas Oil	8. Trident
3. Invicta Racing	9. AIX Racing
4. MP Motorsport	10. ART Grand Prix
5. VAR	11. Prema Racing
6. Hitech Pulse-Eight	

Team trolleys will leave the support paddock into the endurance pit lane and go against race direction on track and enter the F1 pit lane via pit exit. Trolleys should be turned around on arrival at their allocated pit location, ready for departure via the same route at the end of all sessions.

Team personnel on foot should go up the slope behind the F2 garages and enter the F1 pit lane through the gate adjacent to the last garage.

Race Cars will leave the support pitlane under power in the **reverse team order as above** and go on track to the F1 pit lane.

Return to Support Pit Lane:

Teams and trolleys will leave the F1 pit lane via the pit exit and enter the endurance pitlane immediately.

Race Cars:

At the end of the **practice session**, after taking the chequered flag, all cars should progressively slow down, and must leave the track on the right at the exit of Turn 1 to enter the endurance pit lane immediately. Cars who wish to do a practice start on the grid must complete the lap to come onto the F1 grid. Cars in the F1 pit lane can proceed to the end of the pit lane and exit to the endurance pit lane when pit exit is green. All cars must stop in the endurance pit lane in front of the garages.

At the end of the **qualifying session**, after taking the chequered flag, all cars should progressively slow down, and must leave the track on the right at the exit of Turn 1 to enter the endurance pit lane immediately. All cars must stop in the endurance pit lane in front of the garages under parc fermé conditions.

At the end of **both races** after taking the chequered flag, cars should progressively slow down, and must leave the track on the right at the exit of Turn 1 to enter the endurance pit lane immediately. Cars must stop in the endurance pit lane in front of the garages under parc fermé conditions. The podium cars must not be overtaken and must stay in front of the field to complete the lap to the F1 pit lane for the podium presentation where they will be under parc fermé conditions. The three podium cars will be returned to the support paddock by pit exit.

Any cars in the F1 pit lane at the time of the chequered flag must be driven onto the circuit to leave the track on the right at the exit of Turn 1 and must enter the endurance pit lane immediately. Cars must stop in front of the garages under parc fermé conditions.



Pit Lane Procedures Times

Local marshals will be in control of trolley and race car movements so please follow their instructions. The timings below are approximate and for guidance only:

Friday – Practice (11:00 – 11:45)

Trolleys ready to depart	10:15
Trolley released to F1 pits	approx. 10:45
Race cars released to F1 pits	approx. 10:50

Friday – Qualifying (16:00 – 16:30)

Trolleys ready to depart	15:15
Trolley released to F1 pits	approx. 15:45
Race cars released to F1 pits	approx. 15:50


Saturday – Sprint Race (pit lane open 14:00)

Trolleys ready to depart	13:15
Trolley released to F1 pits	approx. 13:45
Race cars released to F1 pits	approx. 13:50

Sunday – Feature Race (pit lane open 09:45)

Trolleys ready to depart	09:00
Trolley released to F1 pits	approx. 09:30
Race cars released to F1 pits	approx. 09:35

Rui Marques
FIA Formula 2 Race Director



SC2 Line

FIA Safety & Medical Car

F1 GARAGES

Pole LHS



Pit Lane Ends



Pit Lane Starts



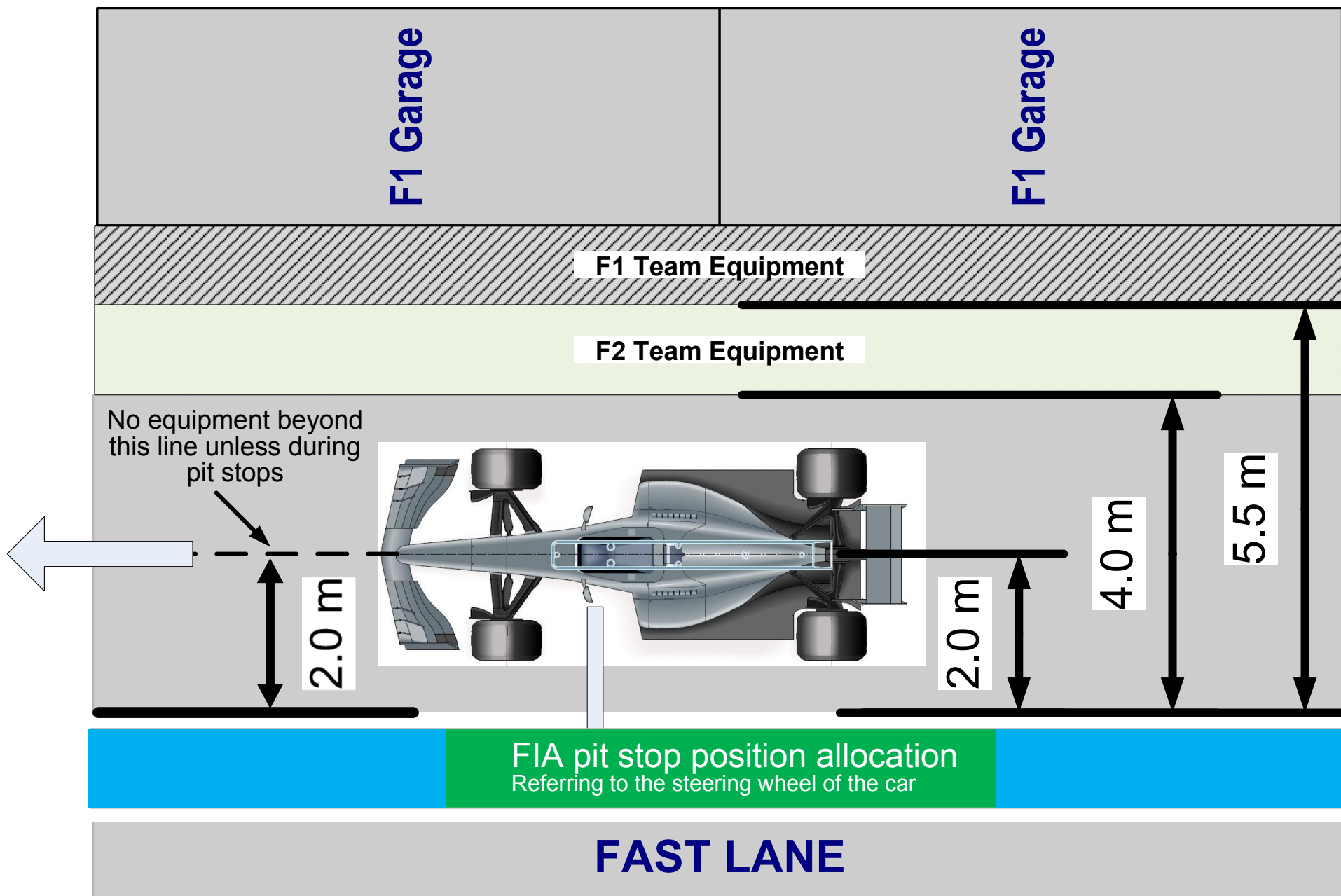
SC1 Line

Pit Entry
Status Panel

20

42	41	40	39	38	37	36	35	34	33	32	31	30	29	28	27	26	25	24	23	22	21	20	19	18	17	16	15	14	13	12	11	10	09	08	07	06	05	04	03	02	01		
FOM	HAAS	HAAS	HAAS	RAB WIL	SAUBER	SAUBER	RACING BULLS	RACING BULLS	RACING BULLS	WILLIAMS RAB	WILLIAMS	WILLIAMS	WILLIAMS	ALPINE	ALPINE	ALPINE	ALPINE ASTON	ASTON MARTIN	ASTON MARTIN	ASTON MARTIN	ASTON MARTIN	WALKWAY	MCLAREN	MCLAREN	MCLAREN FER	FERRARI	FERRARI	FERRARI	MERCEDES	MERCEDES	MERCEDES	RBR MER	RED BULL	RED BULL	RED BULL	FIA	FIA	FIA	FIA/FOM	FOM			
	Prema		ART		AIX		Trident		Campos		Hitech		VAR		MP		Invicta		DAMS		Rodin																						

FAST LANE



SPA-FRANCORCHAMPS EVENT

25TH TO 28TH JULY 2024

TYRE SCHEDULE

(ART. 24.6. 2024 FORMULA 2 CHAMPIONSHIP SPORTING REGULATIONS)

- The Formula 2 tyre parc fermé is situated next to the Pirelli service area
 - No wet tyres will be allowed in the tyre parc fermé
 - Wet tyres remain in possession of teams
 - All tyres in the possession of teams must be visible to the Scrutineers at all times during the event
 - The tyre pressure and temperature master gauge is available at the FIA weigh platform area
-

Thursday 25th July

12:30 All teams tyres will be released from the FIA Formula 2 tyre parc fermé

18:00 All dry tyres must be deposited in the FIA Formula 2 tyre parc fermé

Friday 26th July

08:30 All teams tyres will be released from the FIA Formula 2 tyre parc fermé

2h after end of car Parc fermé

All dry NEW and all USED tyres must be deposited in the FIA Formula 2 tyre parc fermé

Saturday 27th July

11:30 All teams tyres will be released from the FIA Formula 2 tyre parc fermé

2h after end of car Parc fermé

All dry NEW and all USED tyres must be deposited in the FIA Formula 2 tyre parc fermé

Sunday 28th July

07:15 All teams tyres will be released from the FIA Formula 2 tyre parc fermé

A.S.A.P after end of car Parc fermé

All tyres must be returned to the Pirelli service area

FIA Technical Delegate.

Florian Bartsch.

Issue: 1

25.07.2024



Race Director's Communications

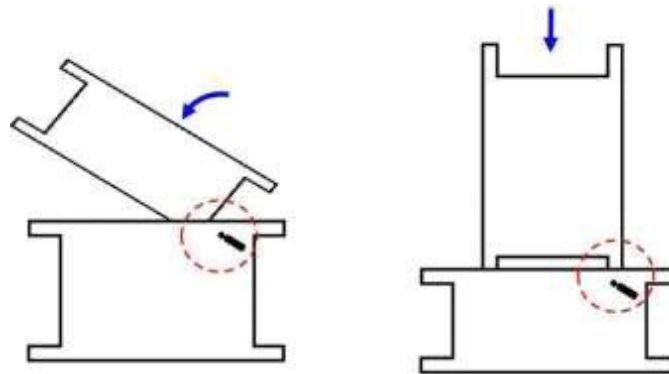
Following various discussions regarding the Pit Stop Regulations for the 2024 FIA Formula 2 Championship, we hereby provide the clarification below:

Stacking of tyres on top of each other in the pitlane

Tyres may be stacked flat on top of each other in the pitlane. Skateboards or similar devices are not considered to be tyre trolleys and are therefore forbidden.



To avoid damage to the valves, it is forbidden to stack tyres as shown below:



When on the grid prior to the start of the Sprint and Feature Races:

Tyres not fitted to the car must lie flat on the ground or be placed on the tyre trolleys



SPA-FRANCORCHAMPS EVENT

25 – 28 July 2024



During each Pit Stop in Sprint Race and Feature Race, the following restrictions will apply:

1. **Tyre handling during consecutive pit stops in short time for two cars**
It is permitted to have both sets of tyres prepared in close proximity to the pit stop position. To cater for limited space in the pitlane, two tyres may be stacked flat on top of each other, only before the first pit stop.
2. **Stands for tyres during Pit Stop**
It is not permitted to use stands or similar devices for tyres during a Pit Stop. Tyres must lay flat on the ground at all times (unless a second tyre is stacked flat on top, as defined above).
3. **Tyres coming off the car during Pit Stop**
Tyres coming off the car during Pit Stops must be placed flat on the ground. Tyres rocking on their position are still considered in line with the above requirements provided they are always in a stable condition and do not change their position.
4. **Lifting jacks handling during a Pit Stop**
The lifting jacks need to be secured at all times during a Pit Stop. A lifting jack can be taken over from one mechanic to another during a Pit Stop if it remains secured at all times.
5. **General safety**
For safety reasons, mechanics running around the car or jumping over the car will be reported to the Stewards.

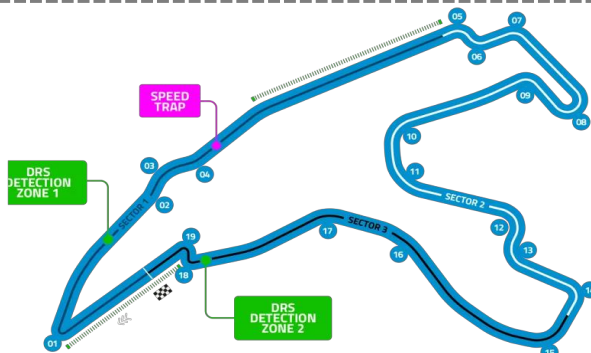
Rui Marques
Race Director
FIA Formula 2 Championship

In accordance with Articles 10.4.3 e and f of the F2 Technical Regulations, this document contains the prescriptions for the operation of tyres during the following event.

Document Version 1, Issue A

Grand Prix of Belgium - 26/07/24 - (24F2R10SPA)

Circuit Layout



Please note, track map is from the official Formula website and for display purposes only.

Compounds Selection

Compound	FL	FR	RL	RR
Medium	F2B	F2B	R2B	R2B
Soft	F2C	F2C	R2C	R2C
Wet	16R	17R	18R	19R

Sets Available
3
2
3

Prescriptions and Wear Life

Minimum pressures (psi)

	Rear (psi)	Front (psi)	
Slicks	14.0	16.0	Slicks
Wets	14.0	16.0	Wets

Minimum Cambers (degrees)

Rear Camber Limits

FP & Q -1.75°

Race -1.75°

Front Camber Limits

-4° FP & Q

-3.75° Race



Wear (from 23R11SPA Race)

Medium	35 %	35 %	Medium
	Rear avg @ 15 Laps	Front avg @ 15 Laps	
Soft	29 %	19 %	Soft

Tyre Notes

- Not permitted to switch tyres from their allocated position.
- Not permitted to mix compounds in tyre sets.
- Do not subject tyres to large deformation or impact.
- Revised prescriptions could be issued at any time during the event in accordance with the FIA F2 sporting regulations.
- Tyre pressure will be monitored in accordance with procedure outlined in the team FTP area.
- Teams are kindly asked to return tyres for stripping as soon as possible (in accordance with timings set by the FIA Parc Ferme event document) after the completion of Free Practice and Race Two.
- Teams are reminded to remove their rims as soon as possible from the fitting area, after sets have been returned.
- A balancer will be made available until the last tyre is stripped on the final day, to check rims for damage.

General notes

Teams are kindly reminded that the following parameters will be subjected to FIA checks during the event:

- Minimum tyre pressure
- Static Camber
- Tyre allocation and Tyre swapping

3rd Wet set trial procedure:

- You can provide wet tyres to be replaced before race 1 any time after qualifying, up to the curfew the same day. These will be fitted in the morning **before** race 1. Please place these wets around the fitting area where instructed.
- Sets provided the morning before race 1, will not be fitted until **after** race 1. These sets will be considered returned and **will not** be rebalanced.
- A deadline will be sent in the scrutineering group for requesting the set change after race 1. Please inform Pirelli within this time limit for set changes after race 1. Requests after this will not be possible to complete.